

Thông số chi tiết của các slot card plug-in

Input Card

H_4xDVI input card



Support for single link and dual link input modes, and 10-bit input source HDCP 1.4 compliant
Does not support interlaced signal input.

- Single link mode:

- Four DVI connectors are all used for input.

Each connector supports the maximum resolution of 2048×1152@60Hz and the minimum resolution of 800×600@60Hz.

- Custom resolutions:

Max. width: 2560 pixels (2560×972@60Hz) Max. height: 2560 pixels
(884×2560@60Hz)

- Dual link mode:

- Connectors 2 and 4 are used for input, and connectors 1 and 3 are unavailable.

- Each connector supports the maximum resolution of 3840×1080@60Hz and the minimum resolution of 800×600@60Hz.

- Custom resolutions:

Max. width: 4096 pixels (4096×1124@60Hz) Max. height: 4095 pixels
(1014×4095@60Hz)

Status LEDs:

- On: The input source is accessed normally.
- Off: No input source is accessed or the input source is abnormal.

H_4xHDMI input card



Support for 10-bit input source

Does not support interlaced signal input. Single link mode:

- 2x HDMI 1.3

- Each connector supports the maximum resolution of 2048×1152@60Hz, and the minimum resolution of 800×600@60Hz.

- Custom resolutions:

Max. width: 2560 pixels (2560×972@60Hz) Max. height: 2560 pixels
(884×2560@60Hz)

- HDCP 1.4 compliant

- 2x HDMI 1.4a

- Each connector supports the maximum resolution of 2048×1152@60Hz, and the minimum resolution of 800×600@60Hz.




- Custom resolutions:





Max. width: 2560 pixels (2560×972@60Hz) Max. height: 2560 pixels
(884×2560@60Hz)

- HDCP 1.4 compliant Dual link mode:

- Two HDMI 1.4a connectors are used for input, and two HDMI 1.3 connectors are unavailable.

- Each connector supports the maximum resolution of 3840×1080@60Hz.

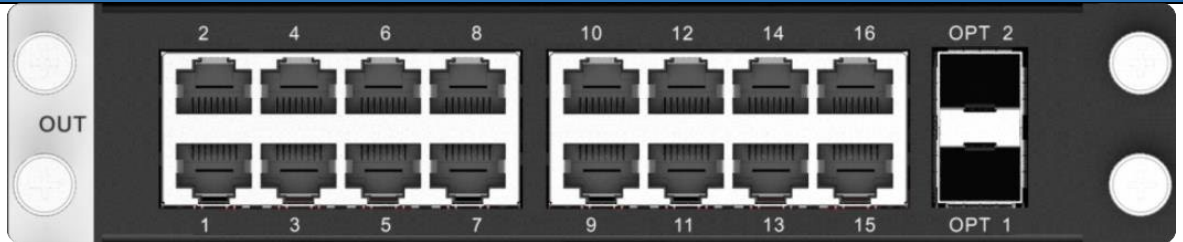
	<ul style="list-style-type: none"> • Custom resolutions: Max. width: 4096 pixels (4096×1124@60Hz) Max. height: 4095 pixels (1014×4095@60Hz) • HDCP 1.4 compliant Status LEDs: • On: The input source is accessed normally. • Off: No input source is accessed or the input source is abnormal.
H_1xHDMI2.0+1xDP1.2 input card	 <p>Only one connector can be used each time.</p> <p>The default option is HDMI 2.0 connector. Does not support interlaced signal input.</p> <ul style="list-style-type: none"> • 1x HDMI 2.0 <ul style="list-style-type: none"> – Backward compatible with HDMI 1.4a and HDMI 1.3 – Supports the maximum resolution of 4096×2160@60Hz or 8192×1080@60Hz (forced). – HDCP 2.2 compliant – Custom resolutions: Max. width: 4092 pixels (4092 2261@60Hz) Max. height: 4095 pixels (2188 4095@60Hz) • 1x DP 1.2 <ul style="list-style-type: none"> – Backward compatible with DP 1.1 – Supports the maximum resolution of 4096×2160@60Hz or 8192×1080@60Hz. – HDCP 2.2 compliant – Custom resolutions: Max. width: 8192 pixels (8192×1146@60Hz) Max. height: 4095 pixels (2188 4095@60Hz) <p>Status LEDs:</p> <ul style="list-style-type: none"> • On: The input source is accessed normally. • Off: No input source is accessed or the input source is abnormal.
H_2xRJ45 IP input card	 <p>2x RJ45 Gigabit Ethernet ports Support for interlaced signal input</p> <ul style="list-style-type: none"> • Supported protocols: RTSP, GB28181 and ONVIF • Supported coding formats: H.264 and H.265 • Single card decoding capability: <ul style="list-style-type: none"> – 4x 3840×2160@30fps – 16x 1920×1080@30fps <p>DHCP compliant</p>
H_4x3G SDI input card	 <p>4x 3G-SDI</p>

	<ul style="list-style-type: none"> • Backward compatible with HD-SDI and SD-SDI • Supports ST-424 (3G), ST-292 (HD) and SMPTE 259 SD. • Each connector supports the maximum resolution of 1920×1080@60Hz. • Supports 1080i/576i/480i de-interlacing processing. Status LEDs: <ul style="list-style-type: none"> • On: The input source is accessed normally. Off: No input source is accessed or the input source is abnormal.
<p>H_2xCVBS+2xVGA input card</p>	 <p>2x VGA</p> <ul style="list-style-type: none"> • Each connector supports the maximum resolution of 1920×1080@60Hz. 2x CVBS • Supports PAL and NTSC. Status LEDs: <ul style="list-style-type: none"> • On: The input source is accessed normally. Off: No input source is accessed or the input source is abnormal.
<p>H_4xVGA input card</p>	 <p>4x VGA</p> <ul style="list-style-type: none"> • Each connector supports the maximum resolution of 1920×1080@60Hz. Status LEDs: <ul style="list-style-type: none"> • On: The input source is accessed normally. Off: No input source is accessed or the input source is abnormal.
<p>H_2xDP1.1 input card</p>	 <p>2x DP1.1</p> <ul style="list-style-type: none"> • Each connector supports the maximum resolution of 3840×1080@60Hz or 3840×2160@30Hz. • Custom resolutions: <ul style="list-style-type: none"> – Max. width: 4096 pixels (4096×1124@60Hz) – Max. height: 4095 pixels (1014×4095@60Hz) • Supports 8-bit and 10-bit inputs. • Does not support interlaced signal input. • HDCP 1.3 compliant Status LEDs: <ul style="list-style-type: none"> • On: The input source is accessed normally. Off: No input source is accessed or the input source is abnormal.
<p>H_STD I/O card</p>	 <ul style="list-style-type: none"> • 2x COM Programmable RS422/RS485/RS23 ports that are used to control the devices that adopt RS422/RS485/RS232 protocol • 1x ETHERNET <ul style="list-style-type: none"> – Control the device that is connected to this card. – 10/100Mbps self-adaptive – TCP/IP protocol and UDP/IP protocol supported • 3x I/O

- Trigger the execution of the function requirements via programming.
 - Input and output modes supported
 - 3x RELAY OUT
 - Connect to the relay to control the power on and off the connected device.
 - Voltage: 30 VDC, current: 3A at maximum
 - 3x IR OUT
- Programmable infrared control supported

Output Card

H_16xRJ45+2xfiber sending card

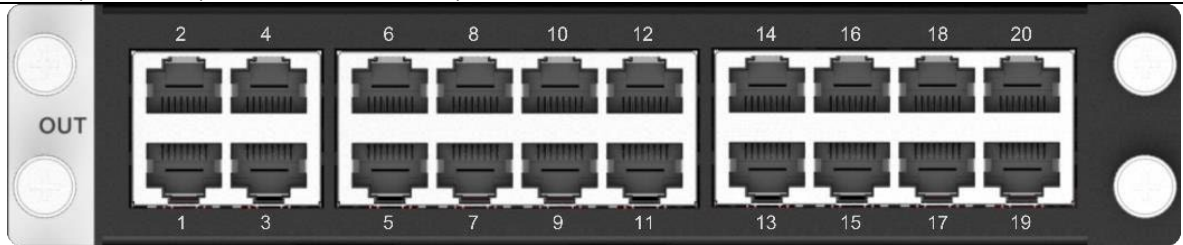


LED 4K sending card can load up to 10,400,000 pixels (max. width: 10,240 pixels, max. height: 10,240 pixels).

This card occupies two slots.

- 16x RJ45 Gigabit Ethernet outputs
 - Bit depth: 8-bit
A single Ethernet port loads up to 650,000 pixels.
 - Bit depth: 10-bit
A single Ethernet port loads up to 320,000 pixels.
 - Backup between Ethernet ports
- 2x OPT outputs
 - Support both SMF and MMF transmission. In SMF mode, the maximum transmission distance reaches up to 10 km.
 - OPT 1 copies and outputs the data on Ethernet ports 1–8.
 - OPT 2 copies and outputs the data on Ethernet ports 9–16.

H_20xRJ45 sending car



LED 4K sending card can load up to 13,000,000 pixels (max. width: 10,752 pixels, max. height: 10,752 pixels).

This card occupies two slots.

- 20x RJ45 Gigabit Ethernet outputs
 - Bit depth: 8-bit
A single Ethernet port loads up to 650,000 pixels.
 - Bit depth: 10-bit
A single Ethernet port loads up to 320,000 pixels.
 - Backup between Ethernet ports

H_2xRJ45+1xHDMI1.3 preview card



- 2x RJ45 Gigabit Ethernet outputs

	<p>Connect to the network for monitoring the inputs and outputs.</p> <ul style="list-style-type: none"> • 1x HDMI 1.3 <p>Connect to a monitor for displaying the monitoring information.</p>
--	---

H_Control Card



GENLOCK	<p>Supports bi-level and tri-level.</p> <ul style="list-style-type: none"> • IN: Accept the Genlock signal LOOP: Loop the Genlock signal.
ETHERNET	<p>A Gigabit Ethernet port</p> <ul style="list-style-type: none"> • Connect to the control PC for communication. • Connect to the router, switch or PC. <p>For Web control and NovaLCT screen configuration</p>
USB 1 & USB 2	<p>2x USB 2.0</p> <ul style="list-style-type: none"> • Update the device program. <p>Import or export the device configuration parameters.</p>
COM	<p>A serial port that adopts RS232 serial protocol Support for central control system</p> <ul style="list-style-type: none"> • IN: Accept the signal from the central control system. OUT: Loop the signal.
Power switch	<ul style="list-style-type: none"> • – / ON: Power on the device. O / OFF: Power off the device.